



LASER RANGEFINDER YARDAGE PRO LEGEND



INSTRUCTION MANUAL

Lit. # 91-0330/03-02

Your YARDAGE PRO LEGEND™ is a precision instrument designed to provide many years of enjoyment. This booklet will help you achieve optimum performance by explaining its adjustments and features as well as how to care for this precise laser ranging instrument. To ensure optimal performance and longevity, please read these instructions before using your YARDAGE PRO LEGEND™.

INTRODUCTION

Your Bushnell YARDAGE PRO LEGEND™ is the world's most advanced and only 100% waterproof laser rangefinder that floats if dropped in water! Utilizing the latest in digital technology, the Yardage Pro Legend instantly measures distances from 10-930 yards with incredible +/- one-yard accuracy. Range to a deer as far as 450 yards out, to a tree at 800 yards away for a reference point, and 930 yards to a very reflective object such as a building. Features a 6x-magnification PermaFocus® monocular sighting system, incredible resolution, and SCAN and ZIP modes. The Legend is even smart enough to automatically distance through inclement weather. The unique shape and palm size was designed with the serious hunter in mind allowing one to easily grip the rangefinder with a single hand and drop it into a pocket when not in use. Includes carrying case, neck/hand-strap, and a 3-volt lithium battery.

The rugged and weather resistant YARDAGE PRO LEGEND™ features popular "Scan" and ">150" modes and includes a carrying case. Scan mode provides continuous distance measurements as multiple targets in the field of view are scanned. The ">150" mode only captures distance measurements of objects greater than 150 yards away, enabling distance measurement through foreground clutter like brush and branches.

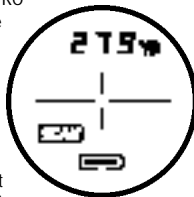
The YARDAGE PRO LEGEND™ emits invisible, eyesafe, infrared energy pulses. Sophisticated digital technology and a high-speed clock are used to instantaneously calculate distances, by measuring the time it takes for each pulse to travel from the rangefinder, to the target, and back.

The ranging accuracy of the YARDAGE PRO LEGEND™ is plus or minus one yard / meter under most circumstances. The maximum range of the instrument depends on the reflectivity of the target. The maximum distance for most objects is 800 yards / 732 meters while for highly reflective objects the maximum is 930 yards / 850 meters. Note: You will get both longer and shorter maximum distances depending on the reflective properties of the particular target and the environmental conditions at the time the object is being distanced to.

The color, surface finish, size and shape of the target all affect reflectivity and range. The brighter the color, the longer the range. Red is highly reflective, for example, and allows longer ranges than the color black, which is the least reflective color. A shiny finish provides more range than a dull one. A small target is more difficult to range than a larger target. The angle to the target also has an effect. Shooting to a target at a 90-degree angle (where the target surface is perpendicular to the flight path of the emitted energy pulses) provides good range while a steep angle on the other hand, provides limited ranging. In addition, lighting conditions (e.g. the amount of sunlight) will affect the ranging capabilities of the unit. The less light (e.g. overcast skies) the farther the unit's maximum range will be. Conversely, very sunny days will decrease the unit's maximum range.

OPERATIONAL SUMMARY

While looking through the monocular, depress the power button once to activate the in-view liquid crystal display (LCD). Aim the YARDAGE PRO LEGEND™ at a target at least 10 yards away, depress and hold the power button down until range reading is displayed. Release the power button. Your YARDAGE PRO LEGEND™ features a 6x PermaFocus® monocular optical system for viewing your target. Note: Once activated, the YARDAGE PRO LEGEND's LCD will remain active and display the last distance measurement for 6 seconds. You can depress the power button again at any time to distance to a new target. As with any laser device, it is not recommended to directly view the emissions for long periods of time with magnified lenses.



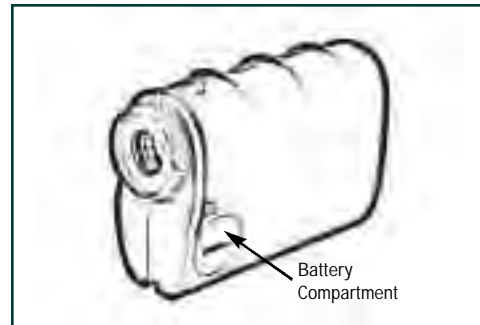
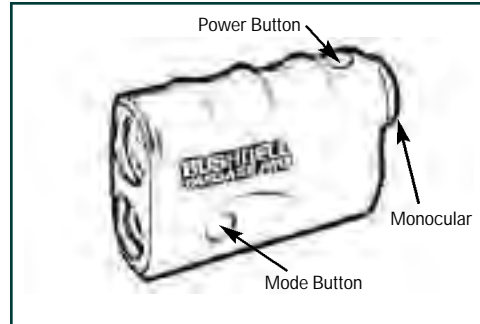
SPECIAL FEATURES

Designed with the serious hunter in mind, the Legend is 100 % waterproof and even floats if dropped in water.

The YARDAGE PRO LEGEND's sophisticated digital technology allows you to select between various units of measure and targeting modes. In addition, your YARDAGE PRO Legend's LCD incorporates illuminated indicators that advise you when the laser is active and when the battery charge is low. A summary of these features is presented below:

UNIT OF MEASURE OPTIONS

The YARDAGE PRO LEGEND™ can be used to measure distances in yards or meters. The unit of measure indicators are located in the upper right portion of the LCD. To select between yards and meters, look through the monocular, depress the "mode" button (left side of the unit underneath the BUSHNELL YARDAGE PRO logo) and hold it down for approximately 2 seconds. If you are changing from yards to meters, a change in unit of measure will be indicated by the illumination of the letter M for METER indicator while the YD for YARD indicator is turned off. If you are changing from meters to yards, the opposite will occur. Note: The YARDAGE PRO LEGEND™ will return to the last setting used, each time the unit is turned on.



TARGETING MODES

The YARDAGE PRO LEGEND™ incorporates exclusive targeting modes that allow you to adjust the performance parameters of the unit to suit your specific situation and environment. The different targeting modes available are listed below:

Standard (LCD Indicator - none) This setting allows most targets to be distanced up to 800 yards. Used for moderately reflective targets that are typical of most distancing situations. The minimum distance in the standard mode is 10 yards.

SCAN (LCD Indicator - "SCAN") When the Power button is held down longer than 3 seconds, the unit transitions to SCAN mode. This mode allows the range to be continuously updated as long as the Power button remains depressed. The word "SCAN" will blink and appear in the left side of the LCD once this mode is activated.

>150 (LCD Indicator - ">150") This mode can be used to ignore energy pulses reflecting off objects less than 150 - 165 yards / meters away. It would typically be used when distancing through brush to an object further than 150 yards / meters away. Note: In this mode, the system will not measure to targets less than 150 yards / meters.

To select >150 Mode, while looking through the monocular, depress and release the mode button. Note: The YARDAGE PRO LEGEND™ will return to the last setting used, each time the unit is turned-on.

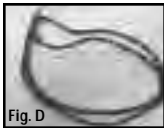
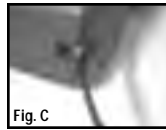
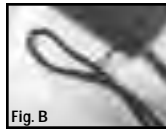
ILLUMINATING INDICATORS

Low Battery Charge (LCD Indicator -) When both dashes inside the battery symbol are displayed, the battery is fully charged. When the dashes start to fade away, it means the battery charge is getting low and the 3-volt lithium battery should be replaced.

ROLL DOWN EYECUP

The YARDAGE PRO Legend's monocular is equipped with a rubber eyecup designed for your comfort and to exclude extraneous external light. If you wear sun / eyeglasses, roll down the eyecup. This will bring your eye closer to the ocular lens, thus providing improved field of view.

1. The strap will have a small thin cord section. (Figure A)
2. Pinch the thin cord section and thread it through the lug pin of the Yardage Pro and flare the loop open. (Figure A)
3. Take the thick cord and feed it through the loop of the thin cord. (Figure B)
4. Pull the thick cord all the way through and cinch the cord tight by pulling on the thick cord. (Figure C)
5. With both thick cords pulled even (wrist position) slide the plastic loop retainer half way up the line to keep the two loops together. (Figure D)
6. To use as a Neck-Strap, slide the plastic loop retainer back to the end of the cord and pull on just one of the thick cords to make the loop large. (Figure E)



SPECIFICATIONS

Dimensions: Pocket Size, measuring 1.75 x 3.9 x 3.1 inches
Weight: 7.2 oz.
Accuracy: +/- 1 yard
Magnification: 6x
Display: LCD (even and odd numbers)
Power Source: 3- volt lithium battery included
FOV: 320 ft. @ 1000 yards
Total Eye Relief: 20mm
Exit Pupil: 4 mm
Waterproof / Floatable
Modes: Standard, Scan, and >150
10-yard minimum, 930 yards to a reflective target, 450 yards to a deer, 800 yards to a tree
Includes case and strap

OPTICAL DESIGN

The YARDAGE PRO LEGEND™ features a PermaFocus® monocular optical system for viewing your target. A liquid crystal display (LCD) is mounted within the optical system and when activated, displays a reticle for targeting, yard / meter and mode designations, and low battery indicators. Inherent in the manufacturing process are small black spots that appear in the optical system. These are a natural characteristic of the LCD, cannot be fully eliminated in the manufacturing process and do not affect the distancing performance of the unit.

CLEANING

Gently blow away any dust or debris on the lenses (or use a soft lens brush). To remove dirt or fingerprints, clean with a soft cotton cloth, rubbing in a circular motion. Use of a coarse cloth or unnecessary rubbing may scratch the lens surface and eventually cause permanent damage. For a more thorough cleaning, photographic lens tissue and photographic-type lens cleaning fluid or isopropyl alcohol may be used. Always apply the fluid to the cleaning cloth - never directly on the lens.

WARRANTY / REPAIR

TWO-YEAR LIMITED WARRANTY

Your Bushnell® product is warranted to be free of defects in materials and workmanship for two years after the date of purchase. In the event of a defect under this warranty, we will, at our option, repair or replace the product, provided that you return the product postage prepaid. This warranty does not cover damages caused by misuse, improper handling, installation, or maintenance provided by someone other than a Bushnell Authorized Service Department.

Any return made under this warranty must be accompanied by the items listed below:

- 1) A check/money order in the amount of \$10.00 to cover the cost of postage and handling
- 2) Name and address for product return
- 3) An explanation of the defect
- 4) Proof of Date Purchased
- 5) Product should be well packed in a sturdy outside shipping carton, to prevent damage in transit, with return postage prepaid to the address listed below:

IN U.S.A. SEND TO:

Bushnell Performance Optics
Attn.: Repairs
8500 Marshall Drive
Lenexa, Kansas 66214

IN CANADA SEND TO:

Bushnell Performance Optics
Attn.: Repairs
25A East Pearce Street, Unit 1
Richmond Hill, Ontario L4B 2M9

For products purchased outside the United States or Canada please contact your local dealer for applicable warranty information. In Europe you may also contact Bushnell at:
33 141 44 94 80

Bushnell Performance Optics Service Centre
Columbusstraat 25
3165 AC Rotterdam
The Netherlands

* This warranty gives you specific legal rights. You may have other rights which vary from country to country.

©2002 Bushnell Corporation