


Bushnell®

L A S E R R A N G E F I N D E R S



Model: 202208/202208C
01-14

Features/Display



Congratulations on your purchase of the Bushnell Bone Collector Laser Rangefinder. Your Bushnell Laser Rangefinder is designed to provide many years of enjoyment. This booklet will help you achieve optimum performance by explaining its adjustments and features as well as how to care for this precise laser rangefinding instrument. To ensure optimal performance and longevity, please read these instructions before using your Bushnell Bone Collector Laser Rangefinder.

INTRODUCTION

The Bushnell Bone Collector Laser Rangefinder delivers accurate range performance to +/- one yard. Range to a deer as far as 200 yards/182 meters out, or to a tree 400 yards/366 meters away for a reference point. The single button operation allows outdoor enthusiasts to easily measure distance with confidence. The Bushnell Bone Collector Laser Rangefinder emits invisible, eyesafe, infrared energy pulses. Digital technology instantaneously calculates distances by measuring the time it takes for each pulse to travel from the rangefinder, to the target, and back.

ACCURACY

The ranging accuracy of the Bushnell Bone Collector Laser Rangefinder is plus or minus one yard under most circumstances. The maximum range of the instrument depends on the reflectivity of the target. The maximum distance for most objects is 400 yards/366 meters while for highly reflective objects the maximum is 600 yards/549 meters.

Note: You will get both longer and shorter maximum distances depending on the reflective properties of the particular target and the environmental conditions at the time the distance of an object is being measured. The color, surface finish, size and shape of the target all affect reflectivity and range. The brighter the color, the longer the range. Red is highly reflective, for example, and allows longer ranges than the color black, which is

the least reflective color. A shiny finish provides more range than a dull one. A small target is more difficult to range than a larger target. The angle to the target also has an effect. Shooting to a target at a 90 degree angle (where the target surface is perpendicular to the flight path of the emitted energy pulses) provides good range while a steep angle on the other hand, provides limited ranging. In addition, lighting conditions (e.g. the amount of sunlight) will affect the ranging capabilities of the unit. The less light (e.g. overcast skies) the farther the unit's maximum range will be. Conversely, very sunny days will decrease the unit's maximum range.

INSERTING THE BATTERY

Remove the battery cap by rotating the screw counter clockwise lifting the battery door. Insert an Alkaline 9 volt battery into the compartment and attach battery connectors.

Note: It is recommended that the battery be replaced at least once every 12 months.

OPERATIONAL SUMMARY

While looking through the monocular, depress the power button once to activate the inview display system (LCD). Aim the rangefinder at a target at least 10 yards away, depress and hold the power button down until range reading is displayed. Release the power button.

Note: Once activated, the Bushnell Bone Collector Laser Rangefinder's LCD will remain active and display the last distance measurement for 30 seconds.

You can depress the power button again at any time to distance to a new target. As with any laser device, it is not recommended to directly view the emissions for long periods of time with magnified lenses.

FEATURES


Your Bushnell Bone Collector Laser Rangefinder's LCD incorporates illuminated indicators that advise you unit of measure, when the laser is active, the battery charge is low, and when a target has been 3


acquired. A summary of these features is presented below:

BATTERY LIFE INDICATOR

Battery Indicator: Within the display is a battery icon 

Full charge 

2/3 battery life remaining 

1/3 battery Life remaining 

Battery Indicator Blinks – Battery needs to be replaced and unit will not be operable.

UNIT OF MEASURE OPTIONS

The rangefinder can be used to measure distances in yards or meters. The unit of measure indicators are located in the lower right portion of the LCD. To select between yards and meters, the unit should be off. While looking through the eyepiece, press and hold the POWER button down for approximately 5 seconds. During this time all liquid crystal segments and icons will be displayed. As you continue to depress the power button, the display will toggle back and forth between Yards and Meters. Once the unit of measure desired is displayed, simply release the power button. The device will return to the last unit of measure setting used each time the unit is turned on.

OPTICAL DESIGN

The Bushnell Bone Collector Laser Rangefinder features a fixed focus monocular optical system for viewing your target. A liquid crystal display (LCD) is mounted within the optical system and when

activated, displays a reticle for targeting, yards, and low battery indicators. Inherent in the manufacturing process are small black spots that appear in the optical system. These are a natural characteristic of the LCD and cannot be fully eliminated in the manufacturing process. They do not affect the distancing performance of the unit.

CLEANING

Gently blow away any dust or debris on the lenses (or use a soft lens brush). To remove dirt or fingerprints, clean with a soft cotton cloth, rubbing in a circular motion. Use of a coarse cloth or unnecessary rubbing may scratch the lens surface and eventually cause permanent damage. For a more thorough cleaning, photographic lens tissue and photographic-type lens cleaning fluid or isopropyl alcohol may be used. Always apply the fluid to the cleaning cloth – never directly on the lens.

SPECIFICATIONS:

- Dimensions: Pocket Size, measuring 4.2 x 3.6 x 1.9 inches
- Weight: 7.7 oz.
- Accuracy: +/- 1 yard
- Magnification: 4x
- Display: LCD (even and odd numbers)
- Power Source: 9 volt alkaline battery
- FOV: 320 ft. @ 1000 yards
- Total Eye Relief: 20mm
- Exit Pupil: 4 mm
- Single Button Operation
- 10-yard minimum, 600 yards to a reflective target, 400 yards to a tree, 200 yards to a deer
- Includes case

ONE-YEAR LIMITED WARRANTY

Your Bushnell® product is warranted to be free of defects in materials and workmanship for one year after the date of purchase. In the event of a defect under this warranty, we will, at our option, repair or replace the product, provided that you return the product postage prepaid. This warranty does not cover damages caused by misuse, improper handling, installation, or maintenance provided by someone other than a Bushnell Authorized Service Department.

Any return made under this warranty must be accompanied by the items listed below:

1. A check/money order in the amount of \$10.00 to cover the cost of postage and handling
2. Name and address for product return
3. An explanation of the defect
4. Proof of Date Purchased
5. Product should be well packed in a sturdy outside shipping carton, to prevent damage in transit, with return postage prepaid to the address listed below:

IN U.S.A. Send To:

Bushnell Outdoor Products
Attn.: Repairs
9200 Cody
Overland Park, Kansas 66214

IN CANADA Send To:

Bushnell Outdoor Products
Attn.: Repairs
140 Great Gulf Drive, Unit B
Vaughan, Ontario L4K 5W1

For products purchased outside the United States or Canada please contact your local dealer for applicable warranty information.

In Europe you may also contact Bushnell at:

Bushnell Germany GmbH
European Service Centre
Mathias-Brüggen-Str. 80
D-50827 Köln
GERMANY
Tel: +49 221 995568-0 Fax: +49 221 995568-20

This warranty gives you specific legal rights.
You may have other rights which vary from country to country.

©2014 Bushnell Outdoor Products

TROUBLE SHOOTING TABLE

Before returning your laser rangefinder for repair, consult the Trouble Shooting Table below.

If unit does not turn on – LCD does not illuminate :

- Depress power button.
- Check and if necessary, replace battery.

If unit powers down (display goes blank when attempting to power the laser) :

- The battery is either weak or low quality. Replace the battery with a good quality alkaline battery. "Heavy Duty" or other non-alkaline batteries are NOT recommended.

There is no reset button to clear last range reading before ranging another target :

- The last range reading does not need to be cleared before ranging another target. Simply aim at the new target using the LCD's reticle, depress the power button and hold until new range reading is displayed. If target range cannot be obtained:
- Make sure LCD is illuminated.
- Make sure that the power button is being depressed
- Make sure that nothing, such as your hand or finger, is blocking the objective lenses (lenses closest to the target) that emit and receive the laser pulses.
- Make sure unit is held steady while depressing power button.

FCC NOTE

This equipment has been tested and found to comply with the limits for a Class B digital device, pursuant to Part 15 of the FCC Rules. These limits are designed to provide reasonable protection against harmful interference in a residential installation. This equipment generates uses and can radiate radio frequency energy and, if not installed and used in accordance with the instructions, may cause harmful interference to radio communications. However, there is no guarantee that interference will not occur in a particular installation. If this equipment does cause harmful interference to radio or television reception, which can be determined by turning the equipment off and on, the user is encouraged to try to correct the interference by one or more of the following measures:

- Reorient or relocate the receiving antenna.
- Increase the separation between the equipment and receiver.
- Connect the equipment into an outlet on a circuit different from that to which the receiver is connected.
- Consult the dealer or an experienced radio/TV technician for help.

Shielded interface cable must be used with the equipment in order to comply with the limits for a digital device pursuant to Subpart B of Part 15 of FCC Rules.

Specifications and designs are subject to change without any notice or obligation on the part of the manufacturer

FDA SAFETY

Class 1 laser product in accordance with IEC 60825-1:2007.

Complies with 21 CFR 1040.10 and 1040.11 for laser products except for deviations pursuant to Laser Notice No. 50, dated June 24, 2007. Caution: There are no user controls, adjustments or procedures. Performance of procedures other than those specified herein may result in access to invisible laser light.

Caution: There are no user controls, adjustments or procedures. Performance of procedures other than those specified herein may result in access to invisible laser light.



Bushnell®

www.bushnell.com

©2014 Bushnell Outdoor Products